

TEV



TEV Series

VALVE REGULATED LEAD-ACID BATTERIES

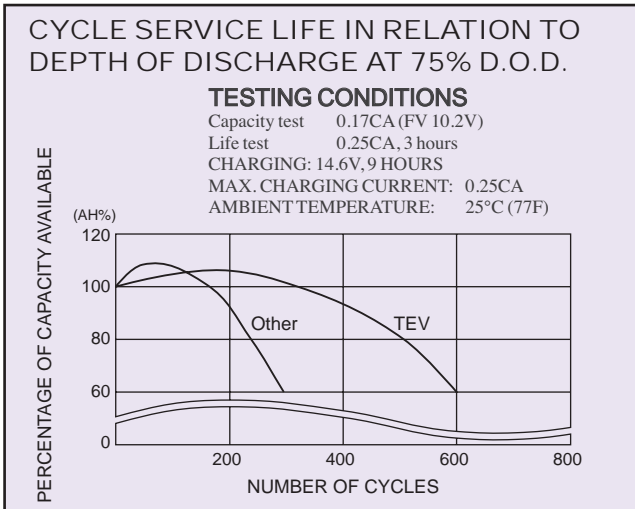
TEV HIGH CAPACITY CYCLIC VRLA BATTERIES

The low maintenance and valve regulated constructions combine with heavy-duty plates and unique separator systems to make TEV service twice as long as conventional counterparts.

FEATURES

1. Double cycle life

TEV operates 500 charge/discharge cycles or twice as many cycles as conventional cycle use batteries at 75% D.O.D. (depth of discharge).



2. Valve-regulated and maintenance-free

Battery electrolyte retained solidly in the separator and the innovative gas recombinant system allows minimum gas emittance freeing the user from maintenance.

3. Durability for deep discharge use

Yuasa's state-of-the-art plate barrier prevention and the unique separator systems help ensure deep discharge use thus considerably prolonging battery's service life.

4. Minimal self-discharge

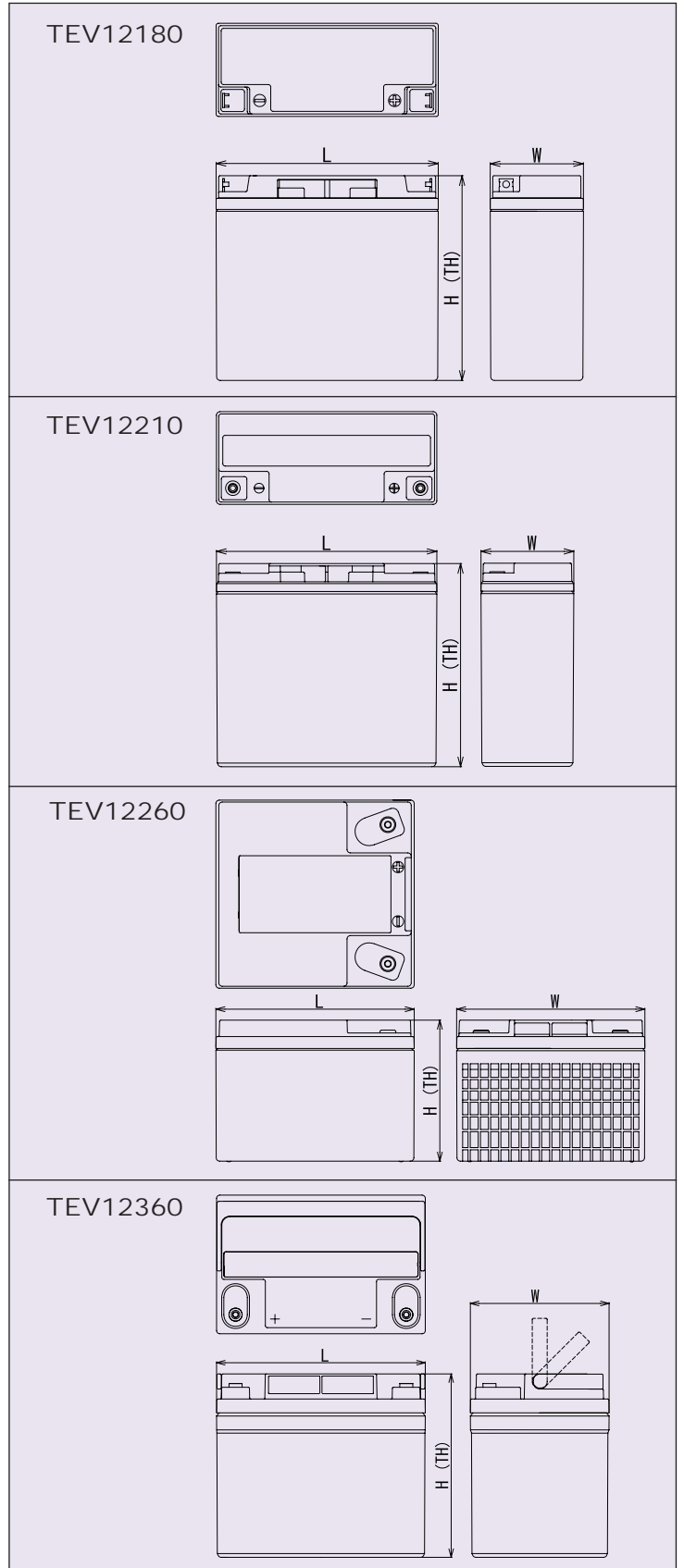
Cyclic use batteries tend to be left discharged after usage causing plate corrosion leading to shortened life. Self discharge rate of TEV is as small as only 0.1% a day at 20°C and thus extends the storage period allowed.

5. Higher capacity with same footprint as standard cyclic batteries

Applications

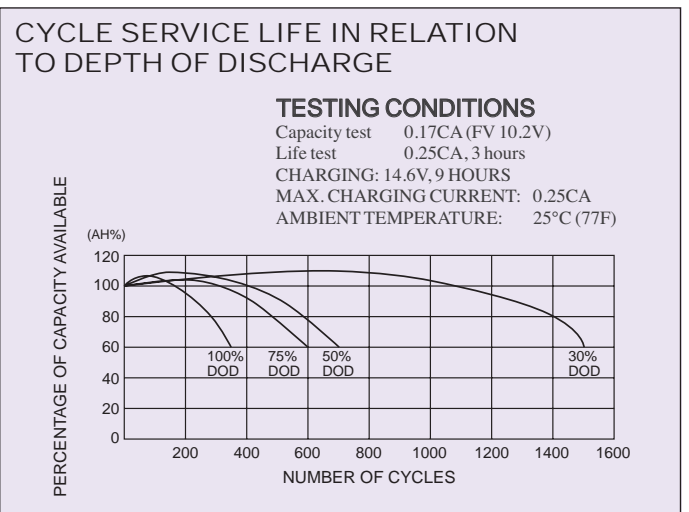
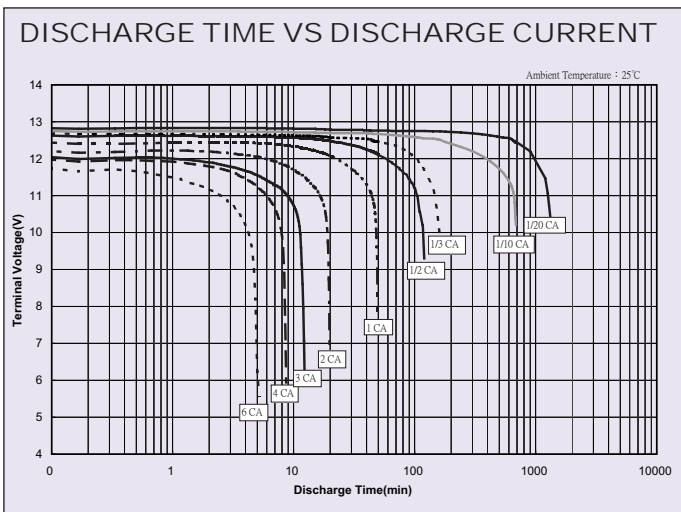
- Wheelchairs
- Golf trolley
- Lawn mowers
- Lights
- Toy cars
- Sprayers
- Photovoltaics
- Robots
- Communications
- Electric tools
- Pumps
- Measuring instruments
- Magnetic lifts
- AGV (Automatic guided vehicle)

Layout

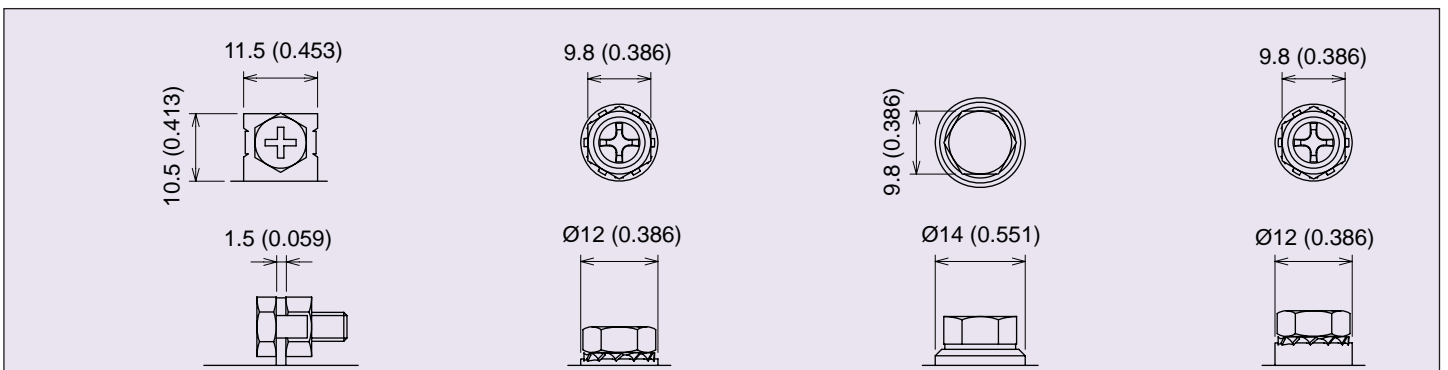


General Specifications

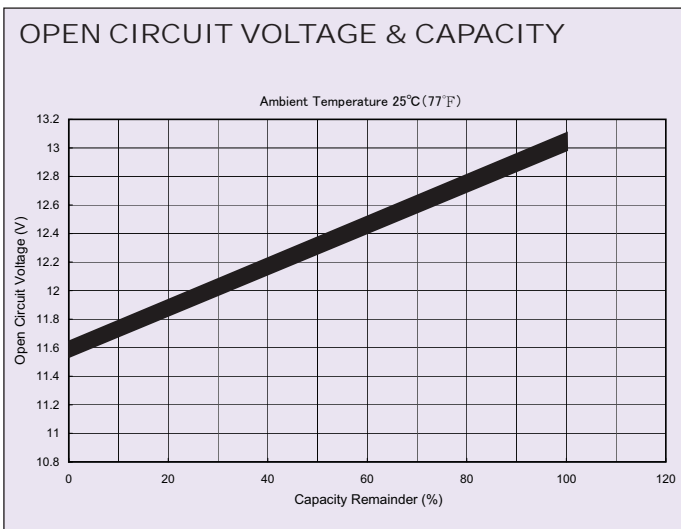
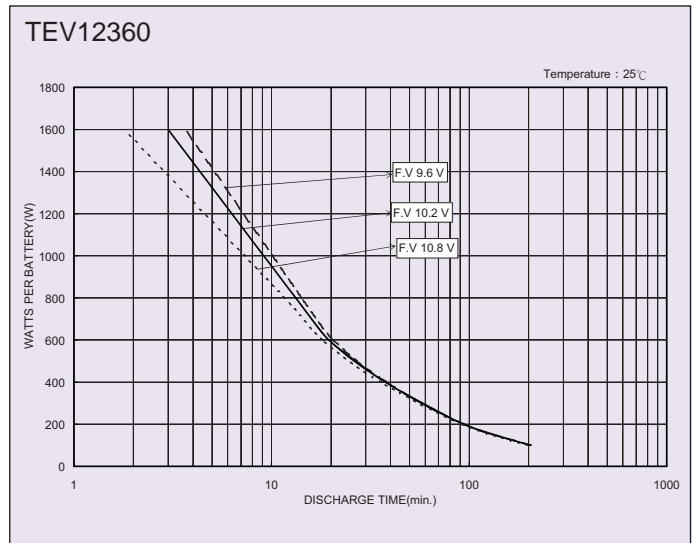
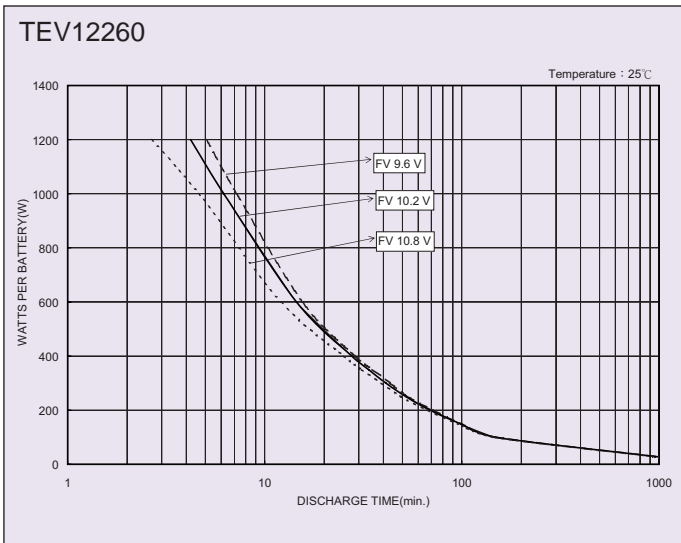
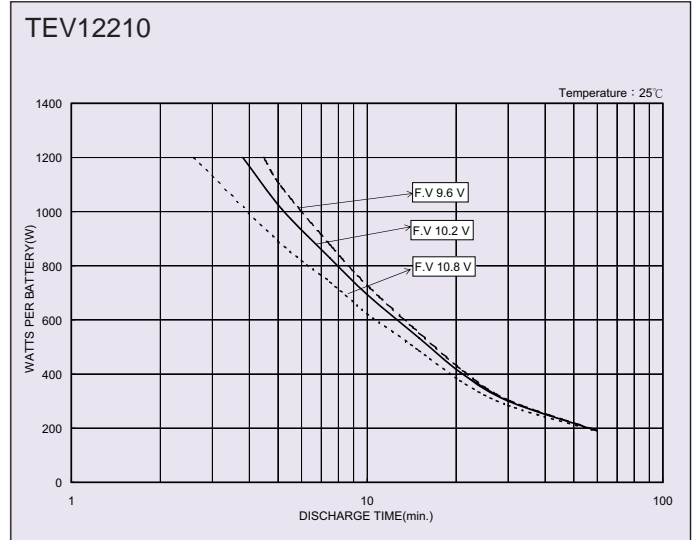
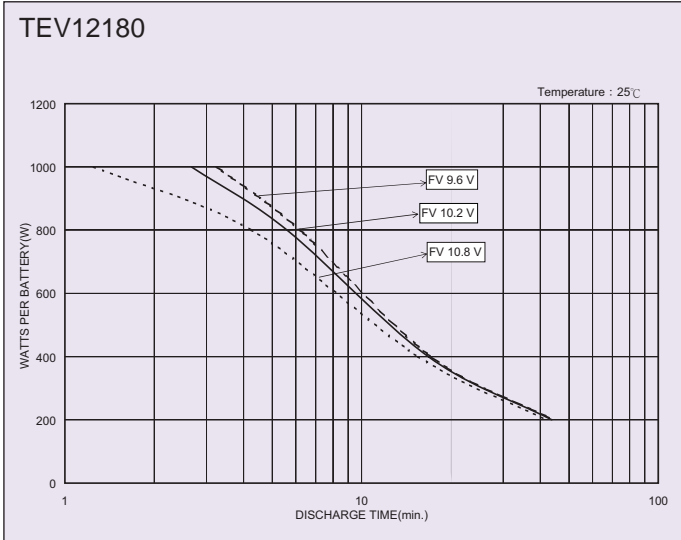
	TEV12180	TEV12210	TEV12260	TEV12360
Nominal Voltage	12	12	12	12
Energy Density (Wh/L)	94.0	109.7	85.9	98.6
Specific Energy (Wh/kg)	32.2	35.0	32.5	36.0
Int Resistance (m.ohms)	7.5	7.2	8.2	8.0
Maximum discharge (A)	108	126	156	216
Short Circuit current (A)	270	315	390	540
Nominal Capacity (Ah)				
20hr rate Capacity (Ah)	18.0	21.0	26.0	36.0
5hr rate Capacity (Ah)	15.3	17.9	22.1	30.6
3hr rate Capacity (Ah)	12.6	14.7	18.2	25.2
1hr rate Capacity (Ah)	10.8	12.6	15.6	21.6
Dimensions (mm)				
Length	181	181	175	196
Width	76	76	166	130
Height overall	167	167	125	172
Weight (kg)	6.7	7.2	9.6	12.0
Terminal	B1	B2	B2	B2
Terminal Torque (Nm)	4	7	7	7



Terminals



CONSTANT LOAD CHARACTERISTICS



Operating temperature range

Charge: -15 ~ 50°C (5 ~ 122°F)

Discharge: -15 ~ 50°C (5 ~ 122°F)

Storage: -20 ~ 50°C (-4 ~ 122°F)

Recommended charging method

Current: Max. 0.25CA

Voltage: 2.4 ~ 2.5VPC

TEV SERIES

